

















Design and Technology School Overview 2025-2026

Responsibility Resilience Independence Curiosity Respect Kindness Honesty Self-belief

	Autumn 1	Autumn 2	Spring 1	Spring 2	Summer 1	Summer 2
<b>Nursery</b>	<p><b>Make</b> Junk modelling as part of continuous provision with links to Magical Me!</p> 	<p><b>Cooking and Nutrition</b> Hand washing/ Food hygiene Know how to follow instructions from a recipe (pour, mix)</p>  <p><b>Make</b> Junk modelling as part of continuous provision with links to learning journey- Fantastic Festivals</p> 	<p><b>Design Make</b> Junk modelling as part of continuous provision with links to Transport Yourself In!</p> 	<p><b>Design Make Technical Knowledge</b> Junk modelling as part of continuous provision with links to learning journey- Come Outside!</p> 	<p><b>Design Make Evaluate Technical Knowledge</b> Junk modelling as part of continuous provision with links to learning journey- Amazing Animals</p> 	<p><b>Design Make Evaluate Technical Knowledge</b> Junk modelling as part of continuous provision with links to learning journey- Splish, Splash, Splosh!</p> 






Design and Technology School Overview 2025-2026

Responsibility Resilience Independence Curiosity Respect Kindness Honesty Self-belief

<p><b>Reception</b></p>	<p><b>Design Make Evaluate</b> Junk modelling, take picture of children's creations and record them explaining what they did.</p> 	<p><b>Cooking and Nutrition</b> Hand washing/ Food hygiene Know how to follow a recipe with support (making bread)</p> 	<p><b>Design Make Evaluate</b> <b>Technical Knowledge</b> How do things move?</p> 		<p><b>Design Make Evaluate</b> <b>Technical Knowledge</b> Designing and making minibeasts with moving parts</p> 	<p><b>Yr1/2 STEM – Bridge and tower building</b></p> 
<p><b>Year 1</b></p>	<p><b>Design Make Evaluate</b> <b>Technical Knowledge</b> The Bear's Chair</p> 			<p><b>Cooking and Nutrition</b> making healthy snacks Design, make, evaluate</p> 	<p>Lighthouse Pulley System Mechanisms Sawing doweling</p> 	<p><b>Yr1/2 STEM – Bridge and tower building</b></p> 

Design and Technology School Overview 2025-2026

Responsibility Resilience Independence Curiosity Respect Kindness Honesty Self-belief

<p><b>Year 2</b></p>		<p><b>Design Make Evaluate</b>  <b>Evaluate</b>  <b>Technical Knowledge</b>          Construction -          Make Tudor houses</p>  <p><b>Design Make Evaluate</b>  <b>Evaluate</b>  <b>Technical Knowledge</b>          Felt Christmas decorations</p> 		<p><b>Design Make Evaluate</b>  <b>Evaluate</b>          African Djembe drum</p> 	<p><b>Design Make Evaluate</b>  <b>Technical Knowledge</b>          Storm Whale- Pull-a-long Trolleys</p> 	<p><b>Design Make Evaluate</b>  <b>Technical Knowledge</b>          Ending and Beginnings          Pizza Party!</p> 
----------------------	--	---	--	--	---	---