



**Pinewood Infant School and Foundation Unit**

**the roots to grow and the wings to fly**

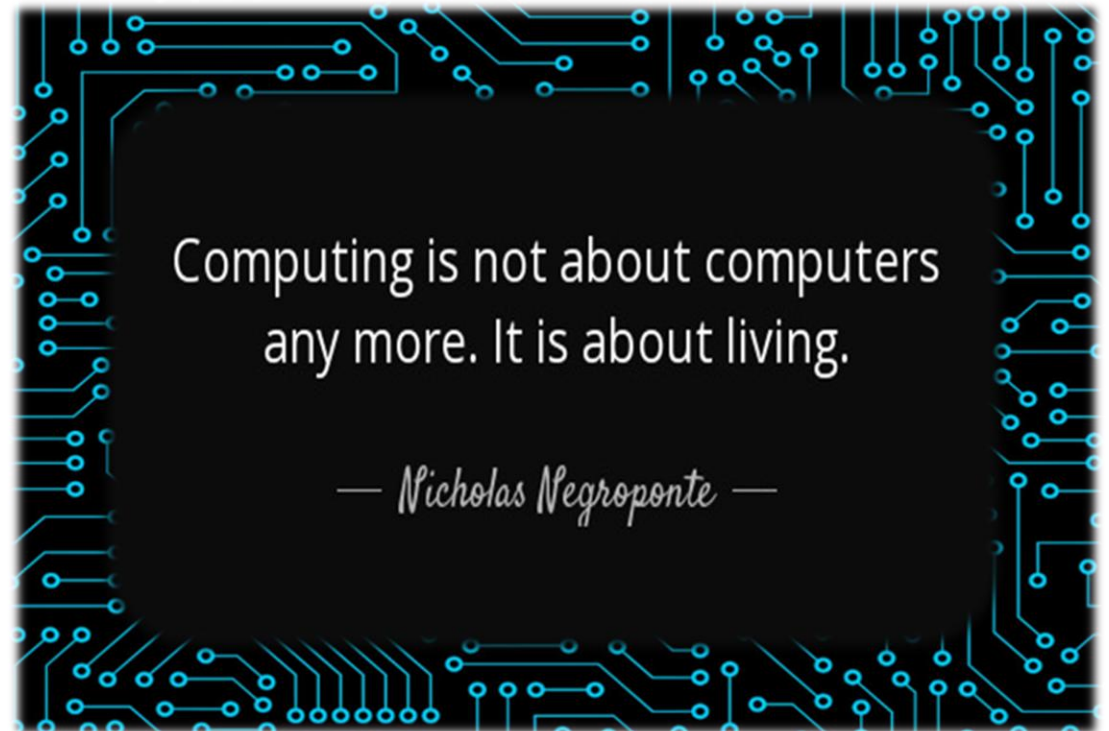
**Responsibility Resilience Independence Curiosity Respect Kindness Honesty Self-belief**

## Computing and ICT at Pinewood

Our computing curriculum is underpinned by our pine cone values, *Responsibility, Honesty, Self-belief, Respect, Kindness, Curiosity, Independence & Resilience*. This is achieved by supporting children to develop computational thinking skills whilst encouraging them to become safe and responsible users of technology. We want our children to be able to use their ICT skills across the whole curriculum and use technology confidently and respectfully to support them in the wider world.

### **Our aim is that children leave Pinewood:**

- having had their lessons brought to life through ICT
- as responsible digital citizens who are able to make the most of opportunities presented by the changing digital world
- thinking about the safe use of the internet before accessing online material and know who to turn to for help when needed
- being able to confidently debug and solve problems
- as responsible digital citizens



# What does Computing/ICT look like at Pinewood?

- We have our lessons brought to life by technology
- A class set of 30 iPads that are used by all classes
- We have a class/teacher iPad in each classroom which is used to enhance lessons and for assessment and communication with parents
- Each classroom is equipped with a Promethean ActivPanel interactive whiteboard which is used to teach all lessons
- Each child from F2-Y2 have an individual login to Purple Mash to use in school and at home
- F1 children have a class login to use Purple Mash in school
- We have an Apple Accredited Teacher in school
- Children use programmable robots and apps such as ScratchJr, 2Code and Code.org to learn about algorithms, coding and debugging
- Online Safety is a priority in school and we discuss the SMART rules and the importance of online safety across the curriculum
- We take part in safer internet each year and often hold competitions
- We have achieved the National Online Safety Award and are now a NOS accredited school
- We follow the national SMART rules across the whole of school
- Parents and carers are involved in computing and online safety workshops in school
- The Digital Parenting magazine is available on the school website
- Online safety tips and posters are included in the whole school weekly newsletter sent out to all parents/carers



# We love iPads...



We use Class DoJo to communicate with parents, assessment and to showcase our work



# Online Safety

We use these SMART rules across all year groups in school from F1-Y2. Children learn what each letter stands for.

## NSPCC

We invite different organisations into school to talk to us about online safety and run parent/carer workshops

There are some videos that help us to understand the importance of online safety



We have completed the National Online Safety Accreditation and use the hub for their resources for online safety lessons. Every staff member has completed online safety training through NOS.



**Useful links**

- [www.nspcc.org.uk](http://www.nspcc.org.uk) - NSPCC website has helpful links and tips about how to keep your children safe online.
- [www.youtube.com](http://www.youtube.com) - YouTube has some fantastic internet safety videos to share with your children. Ensure that you check out the videos before allowing your children to watch them.
- [www.safeschools.org.uk](http://www.safeschools.org.uk) - This is the UK safer internet Centre. They run the global 'internet safety day' every year.
- [www.ceop.police.uk](http://www.ceop.police.uk) - Child Exploitation and Online Protection Command Reports of online abuse can be made through this website. Helpline and advice are available through this link.
- [www.safeschools.org.uk/latest-newsletter](http://www.safeschools.org.uk/latest-newsletter) - This is a free online e-safety magazine.

**These SMART rules are the rules we follow in school. Discussing these with your children is very useful and helps to embed the children's understanding.**

**Information for Parents**

You play an important role in keeping your children safe online

**What is internet safety?**

Internet safety is a term used to promote the protection of young people from the unwanted consequences of using electronic media including the internet, mobile phones and social networks. Although the benefits of the internet far outweigh the potential dangers, parents must be aware of the very real risks their children can be exposed to online.

It's important to be aware of technology, toys and internet safety. That's because over the next few years, millions of objects will be connected to the internet.

**Put yourself in control with parental controls**

Install parental controls on your home broadband. Most internet-enabled devices also allow you to set parental controls so you can manage what content your children can see and how they interact with others online.

**Social Media**

Social networking sites are a huge favourite with children, allowing them to stay in touch with friends, meet new people with similar interests, and share photos and videos. Social media sites have a strict age limit most are 13 years and these should be adhered to. In school we teach children that they should not be using social media at their age. As a parent, if you allow your children to use social media then there's plenty you can do to ensure your children's experience is both safe and fun.

- Educate yourself on the social networking sites
- Teach your child to never share personal details
- Help them set their privacy settings at the strongest level
- Set clear rules about what they should and shouldn't post.

**Digital Footprint**

A digital footprint is all of the information online about a person either posted by that person or others, intentionally or unintentionally. Filling out a form, leaving a comment, updating your status, checking into a location, emailing, posting a photo, visiting a website, using a search engine... everything you do online leaves a trail. This trail is your digital footprint. **Think** before you post.

**ONLINE SAFETY 101: RULES TO HELP KEEP YOUR FAMILY SAFE ONLINE**

- Help your children stay safe online—work as a **TEAM**
- Talk about staying safe online
- Explore the online world together
- Agree rules about what's ok and what's not
- Manage your family's settings and controls
- ... and repeat making it part of your everyday life!

The increasing use of digital technology and the internet has also spawned new and particularly intrusive ways for bullies to reach their victims. Cyberbullying is bullying that takes place over digital devices where people can view, participate in, or share content. Cyberbullying includes sending, posting, or sharing negative, harmful, false, or mean content about someone else. It can include sharing personal or private information about someone else causing embarrassment or humiliation. Some cyberbullying crosses the line into unlawful behaviour.

This online safety information leaflet is handed out to parents in their child's initial school packs.

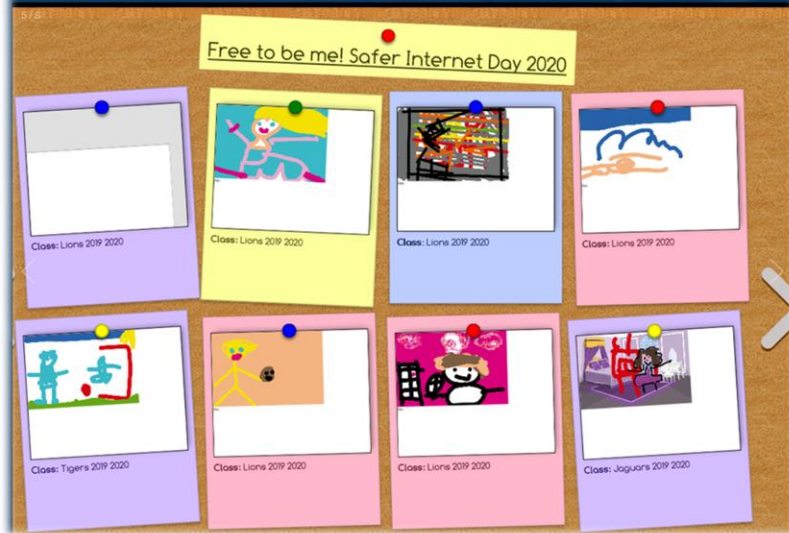
NOS have some very useful handouts for parents about specific Apps and Games. Parents have access to the hub with their individual logins too.




# Safer Internet Day

Each year we take part in Safer Internet Day (SID). We follow the hashtag on Facebook and share our work on our school Facebook account using the same hashtag. We follow the different theme each week and use this time to highlight the importance of using the internet safely. We encourage the parents/carers to get involved too by setting tasks that are linked to our in-school activities.

Free to be me Purple Mash display board



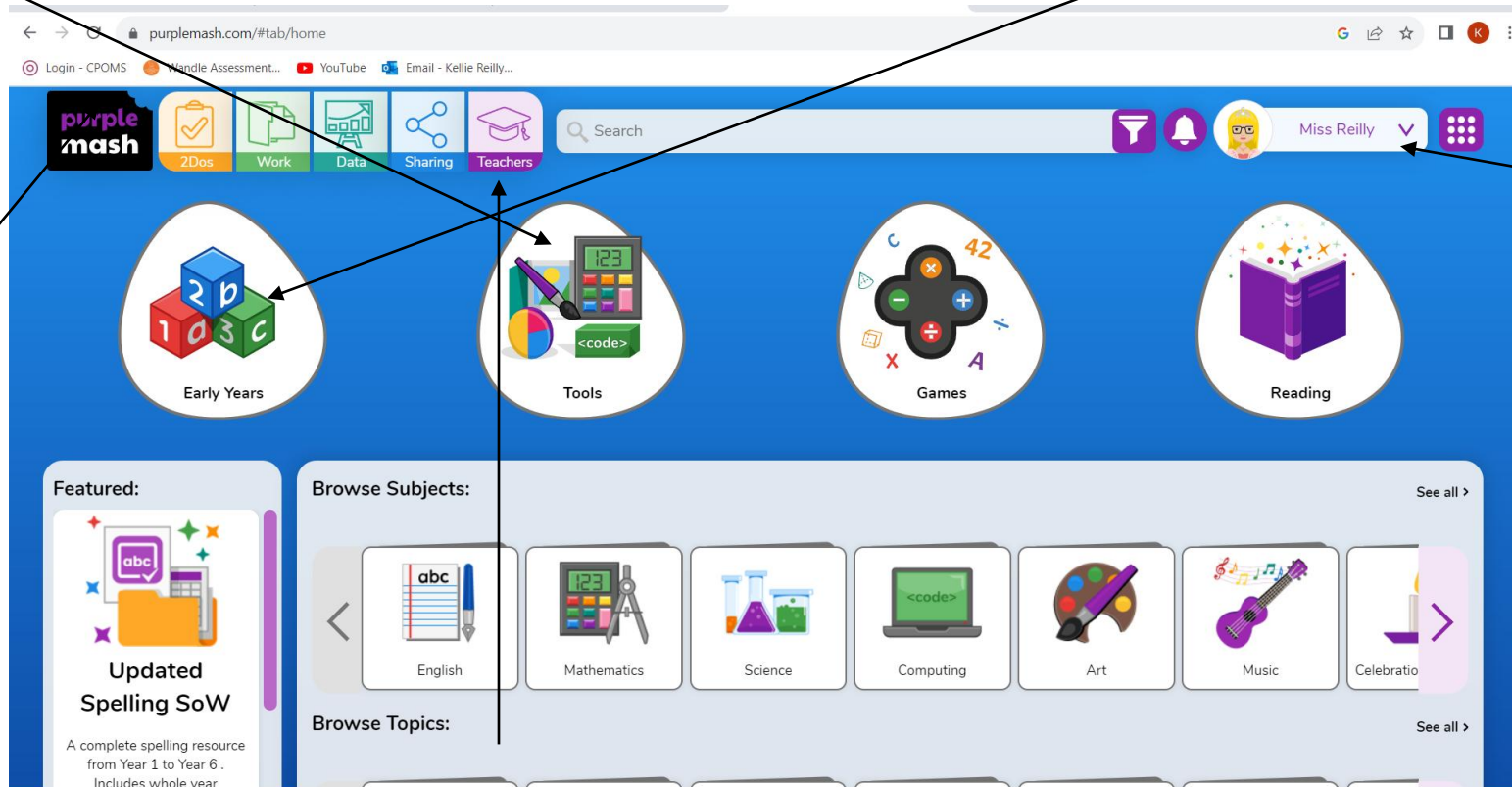
Our Internet Safety work!



# Purple Mash

F2-Y2 use any of the sections which include painting apps, coding apps, links to English, Maths, Science, History & Geography

F1 children have a class login and generally use Mini Mash via the iPads or the IWB. Mini Mash has an extensive range of games, resources and art activities



Staff members have their own logins and are assigned to their own class where they can set tasks for their children to do.

F2-Y2 have individual logins which can be accessed at home or in school

The Teacher area has the whole scheme of work with planning materials, activities and a bank of resources to support.

# We follow this Knowledge Progression document



## Computing – Knowledge Progression Overview

**Our Intent:** Our computing curriculum is underpinned by our pine cone values, *Responsibility, Honesty, Self-belief, Respect, Kindness, Curiosity, Independence & Resilience*. This is achieved by supporting children to develop computational thinking skills whilst encouraging them to become safe and responsible users of technology. We want our children to be able to use their ICT skills across the whole curriculum and use technology confidently and respectfully to support them in the wider world.

### Our aim is that children leave Pinewood:

- having had their lessons brought to life through ICT
- as responsible digital citizens who are able to make the most of opportunities presented by the changing digital world
- thinking about the safe use of the internet before accessing online material and know who to turn to for help when needed
- being able to confidently debug and solve problems
- as responsible digital citizens

A high-quality computing education equips pupils to use computational thinking and creativity to understand and change the world. Computing has deep links with mathematics, science, and design and technology, and provides insights into both natural and artificial systems. A high-quality computing education equips pupils to use creativity to understand and change the world. Computing has deep links with mathematics, science, and design and technology, and provides insights into both natural and artificial systems. The core of computing is computer science, in which pupils are taught the principles of information and computation, how digital systems work, and how to put this knowledge to use through programming. Building on this knowledge and understanding, pupils are equipped to use information technology to create programs, systems and a range of content. Computing also ensures that pupils become digitally literate – able to use, and express themselves and develop their ideas through, information and communication technology – at a level suitable for the future workplace and as active participants in a digital world.

At Pinewood Infant School and Foundation Unit the children are introduced to a wide range of technology, including programmable toys, iPads and interactive whiteboards, allowing them to continually practice and improve the skills they learn. This ensures they become digitally literate so that they are able to express themselves and develop their ideas through information and computer technology – at a level suitable for the future workplace and as active participants in a digital world. We teach computing using the Purple Mash scheme of work that enables children to become effective users of technology who can:

- \* Understand and apply the essential principles and concepts of Computer Science, including logic, algorithms and data representation.
- \* Analyse problems in computational terms, and have repeated practical experience of writing computer programs in order to solve such problems.
- \* Communicate ideas well by utilising appliances and devices throughout all areas of the curriculum.

### Online Safety

We take online safety extremely seriously. We have an Online Safety Policy that provides guidance for teachers and children about how to use the internet safely. Our children participate in lessons on Online Safety and understand how to stay safe when using technology.

Skills are dependent on specific knowledge. A skill is the capacity to perform and in order to perform, a deep body of knowledge needs to be acquired and retained.

### Aims

The national curriculum for computing aims to ensure that all pupils:

- can understand and apply the fundamental principles and concepts of computer science, including abstraction, logic, algorithms and data representation
- can analyse problems in computational terms, and have repeated practical experience of writing computer programs in order to solve such problems
- can evaluate and apply information technology, including new or unfamiliar technologies, analytically to solve problems are responsible, competent, confident and creative users of information and communication technology

Early Years		Key Stage 1			
In the Early Years, the key knowledge progression document takes reference from the Early Years Framework, Development Matters and Birth to 5 Matters		In Key Stage 1, the key knowledge progression document takes full account of the national curriculum's requirements and groups these as follows; <b>Algorithms   Creating Programs   Responsible Users of Technology   Uses of IT beyond school   Safe Use (including Online Safety)</b>			
<p><b>Early Years</b></p> <p><i>Understanding the world involves guiding children to make sense of their physical world and their community. The frequency and range of children's personal experiences increases their knowledge and sense of the world around them – from visiting parks, libraries and museums to meeting important members of society such as police officers, nurses and firefighters. In addition, listening to a broad selection of stories, non-fiction, rhymes and poems will foster their understanding of our culturally, socially, technologically and ecologically diverse world. As well as building important knowledge, this extends their familiarity with words that support understanding across domains. Enriching and widening children's vocabulary will support later reading comprehension.</i></p>					
Key Stage 1					
Algorithms	Reasoning	Creating Programs	Using Technology	Uses of IT Beyond School	Safe Use (Online safety)
Pupils should be taught to understand what algorithms are; how they are implemented as programs on digital devices; and that programs execute by following precise and unambiguous instructions	Pupils should be taught to use logical reasoning to predict the behaviour of simple programs	Pupils should be taught to create and debug simple programs	Pupils should be taught to use technology purposefully to create, organise, store, manipulate and retrieve digital content	Pupils should be taught to recognise common uses of information technology beyond school	Pupils should be taught to use technology safely and respectfully, keeping personal information private; identify where to go for help and support when they have concerns about content or contact on the internet or other online technologies

	F1	F2	Y1	Y2	Y2 Exceeding
Algorithms			<ul style="list-style-type: none"> <li>- Know that an algorithm is a set of instructions used to solve a problem or achieve an objective</li> <li>- Know that an algorithm written for a computer is called a program</li> <li>- Know that instructions should be given clearly and in the correct order</li> </ul>	<ul style="list-style-type: none"> <li>- Know that an algorithm is used on digital devices and is a simple set of steps designed to complete a task</li> </ul>	<ul style="list-style-type: none"> <li>- know how to make predictions about what will happen when a command is entered</li> </ul>
Reasoning		<ul style="list-style-type: none"> <li>- Know that information can be retrieved from technological devices and the Internet</li> </ul>	<ul style="list-style-type: none"> <li>- know how to interpret what will happen at different stages of a program</li> </ul>	<ul style="list-style-type: none"> <li>- Know how to predict what the outcome of a simple program will be (logical reasoning)</li> <li>- Know how to identify the parts of a program that respond to specific actions</li> </ul>	
Creating Programs	<ul style="list-style-type: none"> <li>- Know how to complete a simple program on an electronic device</li> </ul>	<ul style="list-style-type: none"> <li>- Know how to complete a simple program on an electronic device</li> </ul>	<ul style="list-style-type: none"> <li>- Know how to create a simple program and test it</li> </ul>	<ul style="list-style-type: none"> <li>- Know how to create and debug a simple program that achieves a specific purpose</li> <li>- Know that programs require precise and unambiguous instructions</li> </ul>	<ul style="list-style-type: none"> <li>- Know how to debug their code knowing that any unexpected outcome is down to their code and not a computer fault</li> </ul>
Using Technology	<ul style="list-style-type: none"> <li>- Know how to switch a range of digital devices (computer/iPad) on and off</li> <li>- to begin to know how to be able navigate their way around an iPad and operate a few simple apps</li> </ul>	<ul style="list-style-type: none"> <li>- Know how to navigate their way around an iPad and operate a few apps e.g. drawing on screen</li> <li>- Know the basic functions of an iPad (home button, lock button and volume buttons)</li> <li>- know how to access, understand and interact with a range of technologies, developing literacy skills</li> </ul>	<ul style="list-style-type: none"> <li>- Know how to create, edit and store purposeful, simple digital content e.g. know how to retrieve their work they have previously saved</li> <li>- Know how to use a website and a camera</li> <li>- Know how to record sound and play back</li> <li>- Know how to load programs (iPad apps) with support/open and close apps</li> <li>- Know how to log on and off with support</li> <li>- Know how to switch between portrait and landscape when using apps</li> <li>- Know how to switch between forward and back facing cameras (iPads)</li> </ul>	<ul style="list-style-type: none"> <li>- Know how to organise, retrieve and manipulate digital content purposefully</li> <li>- Know how to create, name, save, and retrieve content including photos, text and sound</li> <li>- Know how to change font/size/colour and style of text</li> <li>- Know how to begin to log on/off digital devices independently</li> <li>- Know how to exit apps and close them down completely on an iPad</li> <li>- know how to create a simple animation to illustrate a story or idea</li> </ul>	<ul style="list-style-type: none"> <li>- know how to upload an image to use for a purpose</li> </ul>
Uses of IT Beyond School	<ul style="list-style-type: none"> <li>- begin to know about everyday technology</li> </ul>	<ul style="list-style-type: none"> <li>- Know about how everyday technology is controlled</li> </ul>	<ul style="list-style-type: none"> <li>- Know a variety of technology examples both in and out of school</li> <li>- know that we can communicate online e.g. email/text/FaceTime</li> </ul>	<ul style="list-style-type: none"> <li>- Know how to differentiate between equipment that is digital and non-digital</li> <li>- know the different ways that messages can be sent e.g. email/text /telephone and start to consider their advantages and disadvantages</li> </ul>	
Safe Use (Online Safety)	<ul style="list-style-type: none"> <li>- Know that care is needed when using technology</li> </ul>	<ul style="list-style-type: none"> <li>- know how to use the internet, with adult supervision, to find and retrieve relevant information</li> <li>- Know to tell an adult if they see something on a digital device that upsets them</li> </ul>	<ul style="list-style-type: none"> <li>- Know how to use technology safely and respectfully</li> <li>- Know how to and the importance of keeping personal information (such as passwords) private</li> <li>- Know how to save work to designated space/folder</li> </ul>	<ul style="list-style-type: none"> <li>- Know where to go for help if concerned</li> <li>- Know the SMART rules and explain what they mean</li> </ul>	

# Staff CPD

We try and keep up with the every changing world of technology in school and along with this we ensure our staff have the latest information and skills to use the equipment safely.

## This is how:

- Computing Lead attends Networks termly
- Staff meetings termly or when necessary
- Informal discussions
- Official Online Safety training through NOS
- All new staff into school have to complete the NOS training
- Staff receive yearly cyber security training including monitoring and filtering updates
- Troubleshooting staff meetings
- Apple updates through the Apple Teacher Accreditation
- Computing Lead is a member of the Nottinghamshire computing closed Facebook groups where updates are posted regularly
- Office 365 Teams
- Computing Lead has completed the Apple Teacher accreditation
- Purple Mash yearly update training

