



Pinewood Infant and Nursery school

The roots to grow and the wings to fly

Responsibility Resilience Independence Curiosity Respect Kindness Honesty Self-belief

We have designed our curriculum around the principle that we provide children with the roots needed to move onto the next part of their journey.

Our Curriculum at Pinewood



R Remembering

O Opportunities

O Outcomes

T Talk

S School values

The Pinewood Curriculum Journey

Knowledge progression overviews



Long Term Overview for each subject

Year	Autumn 1	Autumn 2	Spring 1	Spring 2	Summer 1	Summer 2
Year 1	Design and Technology: Designing and making a simple object.	Design and Technology: Designing and making a simple object.	Design and Technology: Designing and making a simple object.	Design and Technology: Designing and making a simple object.	Design and Technology: Designing and making a simple object.	Design and Technology: Designing and making a simple object.
Year 2	Design and Technology: Designing and making a simple object.	Design and Technology: Designing and making a simple object.	Design and Technology: Designing and making a simple object.	Design and Technology: Designing and making a simple object.	Design and Technology: Designing and making a simple object.	Design and Technology: Designing and making a simple object.

Long Term Plan EYFS, Year 1 and Y2

	AUTUMN 1	AUTUMN 2	SPRING 1	SPRING 2	SUMMER 1	SUMMER 2
THE NEW REQUIREMENTS	Design and Technology: Designing and making a simple object.	Design and Technology: Designing and making a simple object.	Design and Technology: Designing and making a simple object.	Design and Technology: Designing and making a simple object.	Design and Technology: Designing and making a simple object.	Design and Technology: Designing and making a simple object.
Year 1	Design and Technology: Designing and making a simple object.	Design and Technology: Designing and making a simple object.	Design and Technology: Designing and making a simple object.	Design and Technology: Designing and making a simple object.	Design and Technology: Designing and making a simple object.	Design and Technology: Designing and making a simple object.
Year 2	Design and Technology: Designing and making a simple object.	Design and Technology: Designing and making a simple object.	Design and Technology: Designing and making a simple object.	Design and Technology: Designing and making a simple object.	Design and Technology: Designing and making a simple object.	Design and Technology: Designing and making a simple object.

Medium Term Plans

Year 1	Medium Term Plan	Subject: Art	Topic: How has Nottingham changed?	Term: Autumn	Year: 2021
Week 1	Week 1	Week 1	Week 1	Week 1	Week 1
Week 2	Week 2	Week 2	Week 2	Week 2	Week 2
Week 3	Week 3	Week 3	Week 3	Week 3	Week 3

Weekly lesson plans

English Weekly Plan Year 2	Date: 07.03.22	Term and Week: Spring 2 Week 8
Lesson 1	Lesson 1	Lesson 1
Lesson 2	Lesson 2	Lesson 2
Lesson 3	Lesson 3	Lesson 3
Lesson 4	Lesson 4	Lesson 4
Lesson 5	Lesson 5	Lesson 5
Lesson 6	Lesson 6	Lesson 6
Lesson 7	Lesson 7	Lesson 7
Lesson 8	Lesson 8	Lesson 8
Lesson 9	Lesson 9	Lesson 9
Lesson 10	Lesson 10	Lesson 10

Lessons and recording

Lesson Journey
Retrieval
Teach
Modelling/ Guided practice
Independent practice
Reflect
Revisit over time
Make connections







Pinewood Infant and Nursery school

The roots to grow and the wings to fly


Responsibility Resilience Independence Curiosity Respect Kindness Honesty Self-belief

Art at Pinewood

We want our children to leave Pinewood loving art and design with the knowledge and consequent skills below, including the ability to reflect and improve having had experience of a variety of techniques. We also want to have had the experience of working with a talented local artist and to have some knowledge of world famous artists.



EVERY
child
is an
ARTIST
— PABLO PICASSO



"YOU CAN'T USE UP
creativity.
THE MORE
YOU USE,
THE MORE
YOU HAVE."
— MAYA ANGELOU

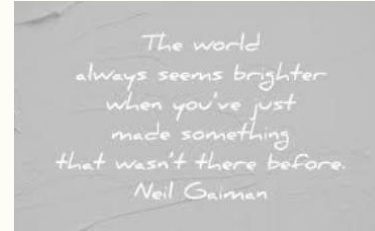




Pinewood Infant and Nursery school

The roots to grow and the wings to fly

Responsibility Resilience Independence Curiosity Respect Kindness Honesty Self-belief



Art at Pinewood

Our vision for Art for our children is to:

- leave Pinewood loving art and design with a range of skills and knowledge
- develop skills of reflection and improvement having had experience of a variety of techniques
- have had the experience of working with a talented local artist
- have some knowledge of world famous artists or a painting





Pinewood Infant and Nursery school

The roots to grow and the wings to fly

Responsibility Resilience Independence Curiosity Respect Kindness Honesty Self-belief



Design,
Create,
Evaluate!



"Anyone who has never made
a mistake has never tried
anything new."
- Albert Einstein



At Pinewood we want children to be able to design, make and evaluate while having fun and enjoying the process. We try to link our DT teaching to our learning journeys and give children opportunities to work individually and collaboratively with others on purposeful projects. Skills are dependent on specific knowledge. A skill is the capacity to perform or discuss and in order to do this a deep body knowledge needs to be acquired and retained.





Launch

We often launch learning journeys where appropriate with an exciting launch such as a theatre company coming. We do this to excite and enthuse the children.

A question to explore

Sometimes we may use a question to start a learning journey e.g. What makes Nottingham amazing? We do this to develop curiosity and help children to lead their own learning.

End product

With learning journeys we like to conclude with an end product or project. This could be anything exciting from an art exhibition showing the parents what we have learnt or making our own street of houses from the Great Fire of London with moving flames!



What does Art and Design Technology at Pinewood look like?

- *First hand experiences*
- *Big questions where appropriate*
- *Visits and visitors*
- *Launch days*
- *End products*
- *Starter slides/ IWB as introduction to sessions*
- *Key vocabulay*
- *Foundation subjects folders/ floor books/ Art books*
- *Art resources available in each classroom*
- *FS children access a range of creative activities equipment during their free learning*
- *Examples of work in classrooms and around school*
- *Art Exhibitions in school*
- *After school art clubs*
- *Assemblies*



EYFS



Children explore a variety of materials, tools and techniques, they experiment with colour, design, texture, form and function. They represent their own ideas, thoughts and feelings through design and technology. We make cross-curricular links where appropriate. Many of the EYFS learning journeys allow us to make art and DT links to their learning.

The foundation stage also take part in our whole school art project 'Take One Picture' every year. The whole school starts with one painting to stimulate work. FS also host a Christmas Craft event every year when parents and carers are invited in to create art and crafts with their children.



Key Stage 1


In KS1 we follow the Art and DT National Curriculum and our knowledge and skills document which encourages children to discover, explore, design and create. We pick topics that inspire our children's interest, enthusiasm and curiosity!

Art subject content:

- Exploring and developing ideas
- Evaluating and developing work
- Drawing
- Painting
- Printing
- Textiles/collage
- 3D form
- The work of artists



In every classroom we have our own set of drawing pencils, pastels and paints. KS1 also have access to a range of DT equipment such as blades and steel rules.



DT subject content:

- Design
- Make
- Evaluate
- Technical knowledge
- Cooking and nutrition




Displays in the classrooms will link to topics we have just taught or are teaching at present but school are very good at celebrating art and DT around school, the entrance foyer and hall often display art and DT work too.



Can you create a wolf drawing?
The children will be your teachers!





Visits and visitors

We provide the children with as many experiences, visits and visitors as possible to promote good attitudes and a love of the arts.

